

Alabama Manufactured Home Certificate of Title Act

Overview of Act

Alabama Manufactured Home Certificate of Title Act

- Established by Act 746 of the 2009 Regular Session of the Legislature. The Alabama Manufactured Home Certificate of Title Act mandates the following:
 - All manufactured homes with a 2000-year model and newer are required to be titled in Alabama.
 - A separate certificate of title is required for each side of a manufactured home (i.e., A & B)
 - Removes manufactured homes from the Alabama Uniform Certificate of Title and Anti-theft Act (Title 32 Chapter 8) and establishes a new chapter for titling manufactured homes (Title 32 Chapter 20).



Alabama Manufactured Home Certificate of Title

- Requires manufactured home dealers be licensed by the Alabama Manufactured Housing Commission before they qualify as designated agents to process title applications.
 - \$50,000 surety bond required to become a designated agent
- Permits out of state lending institutions to become designated agents. This would allow these institutions to utilize ALVIN to record ownership and security interests on certificates of title.
- Adds an additional \$5 fee for title transfers and cancellations.
 - Funds go to the Alabama Housing Foundation



Alabama Manufactured Home Certificate of Title


- Removes manufactured homes from salvage title law provisions.
- Streamlines cancellation procedures for manufactured homes permanently affixed to real property.
 - MVT 5-39E – Notice of Cancellation (Valid 90 days)
 - Signed by Judge of Probate
 - Three primary documents:
 - MSO
 - AL Title
 - Surety Bond (MVT 10-1)



Alabama Manufactured Home Certificate of Title

- Streamlines procedures for obtaining a certificate of title or certificate of cancellation to manufactured homes under surety bond when there is an issue regarding ownership rights.
 - MVT 10-1 – Surety Bond (Valid 90 days)
 - Allows up to 4 VINs
 - Two bond amounts
 - \$50,000 for manufactured homes less than 10 years old
 - \$25,000 for manufactured homes 10 years and older





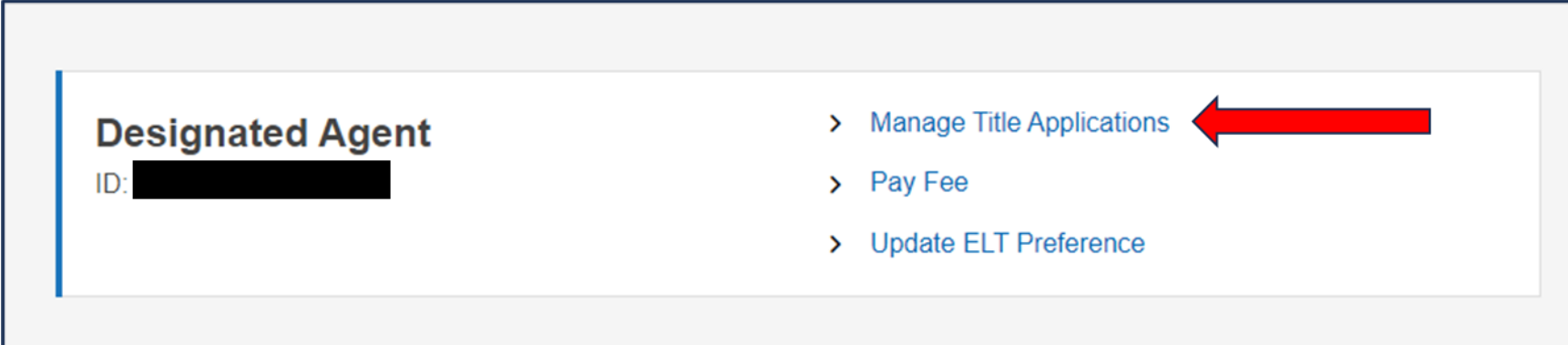
Manufactured Home Cancellation Procedures

MH Cancellation Procedures

- Streamlines cancellation procedures for manufactured homes permanently affixed to real property.
 - Three primary documents:
 - MSO
 - AL Title
 - Surety Bond (MVT 10-1)



After logging in to your designated account, on the Summary page in the “Designated Agent” panel – select “Manage Title Applications”.




The screenshot shows a user interface for a "Designated Agent". On the left, the text "Designated Agent" is displayed above a redacted ID field. On the right, there is a list of three menu items: "Manage Title Applications", "Pay Fee", and "Update ELT Preference". A red arrow points to the "Manage Title Applications" option.

Designated Agent
ID: [REDACTED]

- > Manage Title Applications
- > Pay Fee
- > Update ELT Preference



Select “Request Manufactured Home Notice of Cancellation”.

- 
- > Transfer Manufactured Home Title
 - > Request Manufactured Home Notice of Cancellation
 - > Submit a VIN Verification Request
 - > Send a Message to the Agency



Complete the “Notice of Cancellation”. You may add up to 4 sides.

Request Notice of Cancellation

Details

Prequalification

Prequalification

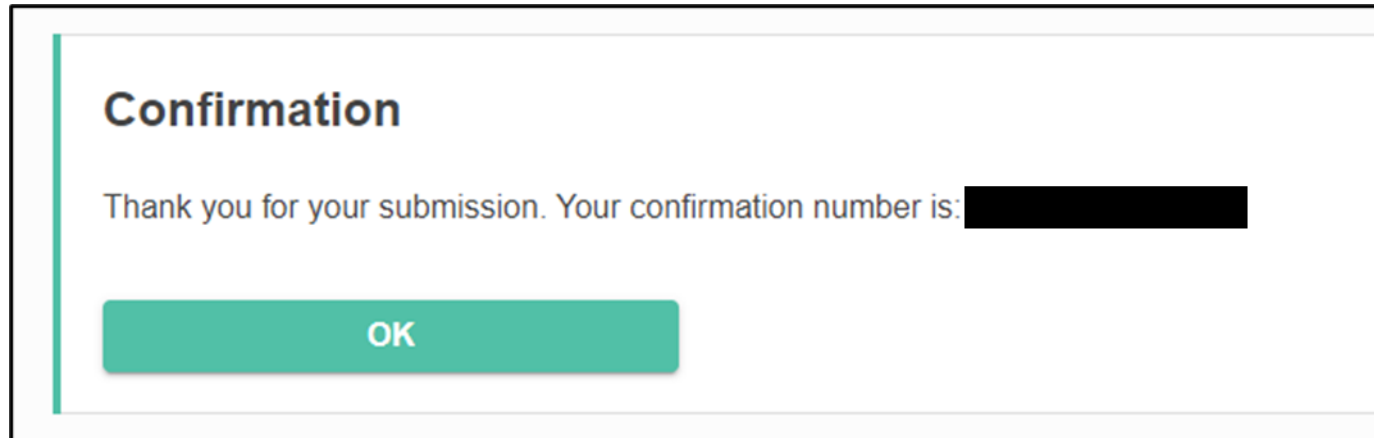
Manufactured Home Serial Number

Primary Document

[+ Add Another Side](#)



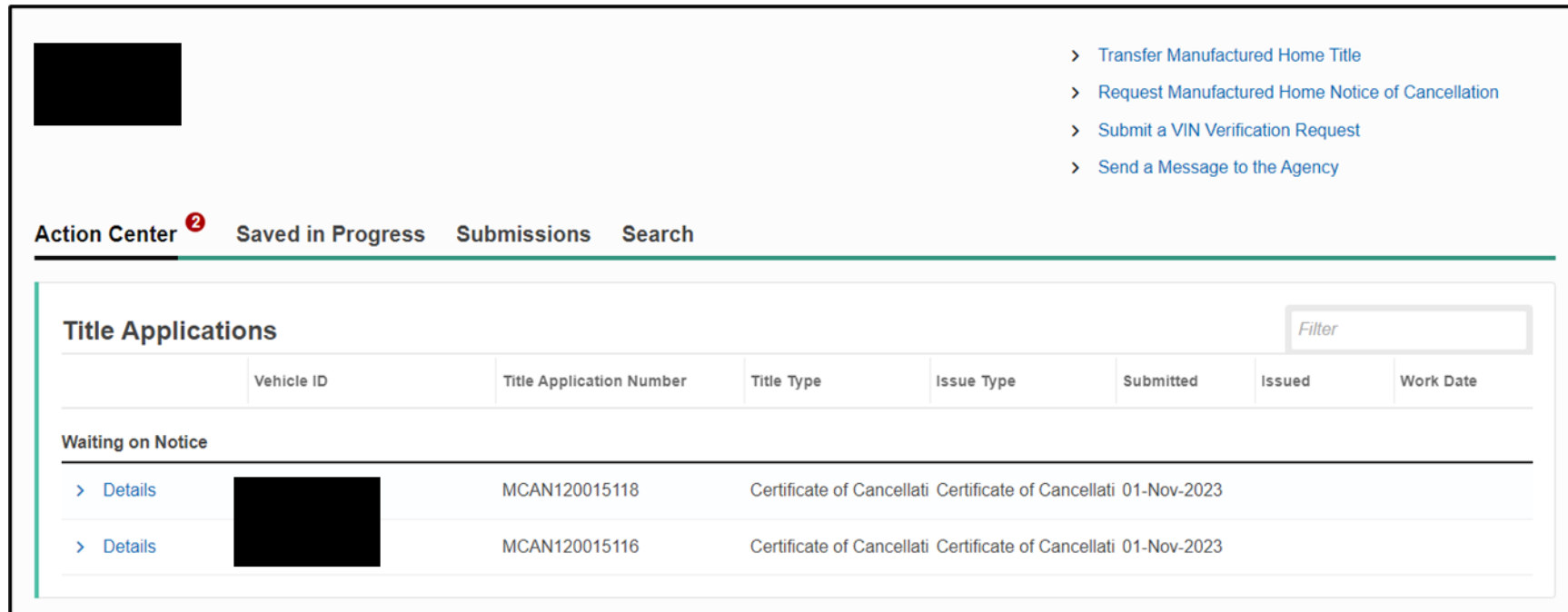
After completing the Notice of Cancellation, you will receive a confirmation message.



Selecting "ok" will take you back to the Manage Title Applications screen.



In the Action Center, you will see the Cancellation Application listed under “Waiting on Notice”. Select the “Details” hyperlink associated to the Vehicle Id you are working with.



The screenshot displays the Action Center interface. At the top right, there are four menu items: "Transfer Manufactured Home Title", "Request Manufactured Home Notice of Cancellation", "Submit a VIN Verification Request", and "Send a Message to the Agency". Below this is a navigation bar with "Action Center" (marked with a red '2'), "Saved in Progress", "Submissions", and "Search". The main content area is titled "Title Applications" and includes a "Filter" input field. A section titled "Waiting on Notice" contains a table with two rows of application data.

	Vehicle ID	Title Application Number	Title Type	Issue Type	Submitted	Issued	Work Date
> Details	[Redacted]	MCAN120015118	Certificate of Cancellati	Certificate of Cancellati	01-Nov-2023		
> Details	[Redacted]	MCAN120015116	Certificate of Cancellati	Certificate of Cancellati	01-Nov-2023		



This will pull up the Title Application for the MH Cancellation.

< Title Applications

Title Application: MCAN120015118

Application in Progress

Title Status : Pending Review

Actions

- Apply for Certificate of Cancellation
- Void
- Send a Message to the Agency

Title Information Documents Letters

Title Detail

Application Number
MCAN120015118

Previous Title State
Previous Title Number

Issue Type
CERTIFICATE OF C

Acquisition Date
02-Oct-2023

Designated Agent Number

Title Number
120015118

Manufactured Home Details

Serial Number
Year
2021

Model
TEST

Make
CLAT

Primary Color
WHITE

Body Style
MANUFACTURED HOME

Secondary Color
BLACK

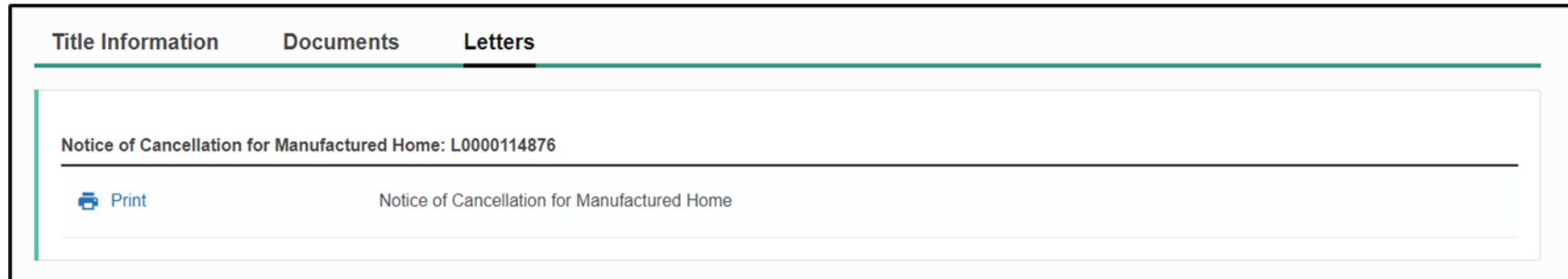
Condition
NEW

Manufactured Home Location
2545 TAYLOR RD MONTGOMERY AL 36117-4706

Unit Serial Numbers



Select the “Letters” tab to print the Notice of cancellation for Manufactured Home.



Once the Notice of Cancellation for a Manufactured Home is created, it is valid for 90 days and must be provided with the Application for Certificate of Cancellation.



To apply for Manufactured Home Cancellation, select the “Apply for Certificate of Cancellation” hyperlink on the title application page.

< Title Applications

Title Application: MCAN120015118

Application in Progress

Title Status : Pending Review

Actions

- Apply for Certificate of Cancellation
- Void
- Send a Message to the Agency

Title Information Documents Letters

Title Detail	Manufactured Home Details	Unit Serial Numbers
Application Number [REDACTED]	Serial Number [REDACTED]	Year 2021
Previous Title State [REDACTED]	Model TEST	Make CLAT
Previous Title Number [REDACTED]	Primary Color WHITE	Body Style MANUFACTURED HOME
Issue Type CERTIFICATE OF C	Secondary Color BLACK	Condition NEW
Acquisition Date 02-Oct-2023	Manufactured Home Location 2545 TAYLOR RD MONTGOMERY AL 36117-4706	
Designated Agent Number [REDACTED]		
Title Number 120015118		



Complete the Application.

< Title Information

Certificate of Cancellation

Apply for Certificate of Cancellation

About

About

Complete this request to apply for a certificate of cancellation for this manufactured home.

After Submission

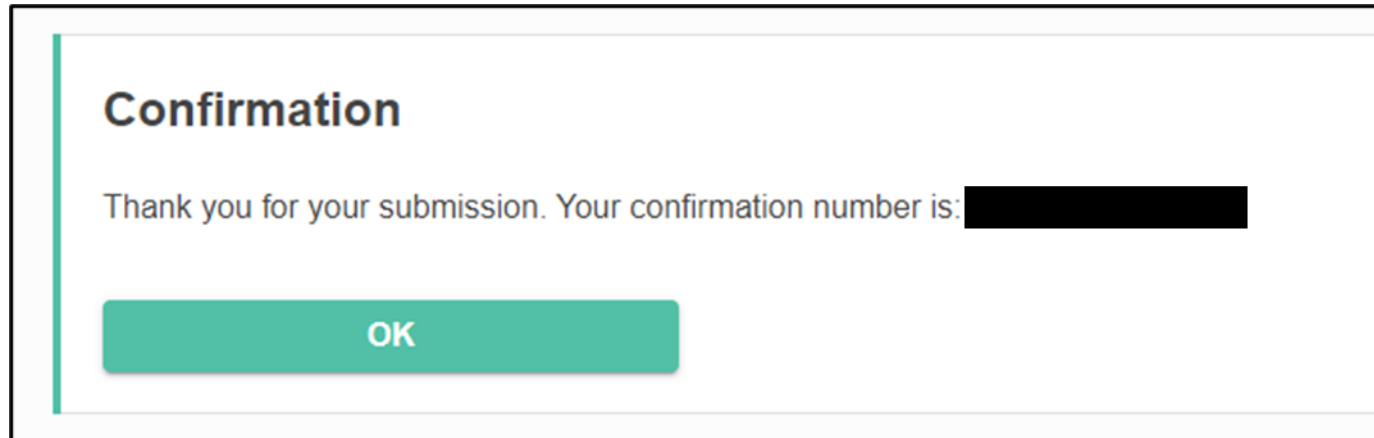
You will be required to upload a copy of your signed Notice of Cancellation.

Cancel

< Previous **Next** >



After completing the Application for Certificate of Cancellation, you will receive a confirmation message.



Selecting "ok" will take you back to the Title Application for the MH Cancellation.



To upload your title application packet, select the “Upload Documents” hyperlink on the Title Application page.

< Title Applications

Title Application: MCAN120015124

Documents Required

Title Status : Pending Review

Documents Due : 01-Dec-2023

Actions

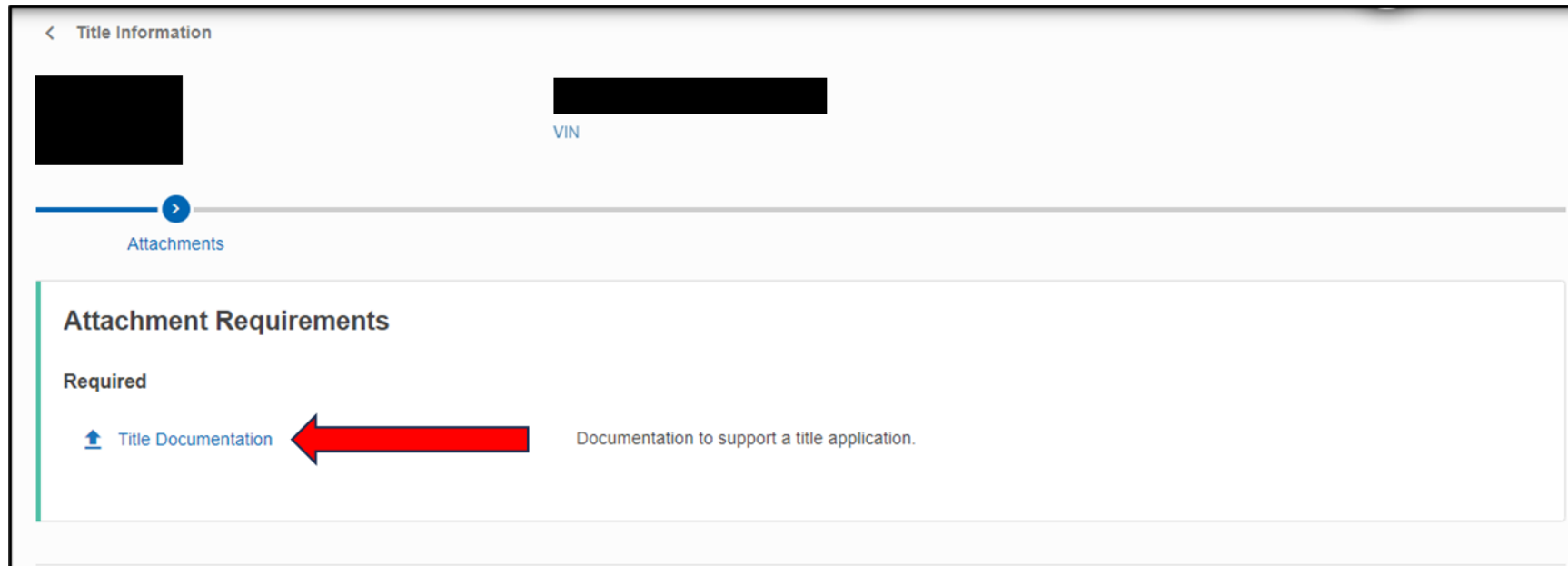
- Rework
- Upload Documents**
- Void
- Hold
- Send a Message to the Agency

Title Information Documents Letters

Title Detail		Manufactured Home Details		Unit Serial Numbers	
Application Number	MCAN120015124	Serial Number	[REDACTED]	Year	2021
Previous Title State		Model	TEST	Make	CLAT
Issue Type	CERTIFICATE OF C	Primary Color	WHITE	Body Style	MANUFACTURED HOME
Acquisition Date	02-Oct-2023	Secondary Color	BLACK	Condition	NEW
Designated Agent Number	[REDACTED]	Manufactured Home Location	2545 TAYLOR RD MONTGOMERY AL 36117-4706		
Title Number	120015124				



Select the “Title Documentation” hyperlink to select a file from your computer to upload your title application packet.



The screenshot shows a web application interface for "Title Information". At the top left, there is a back arrow and the text "Title Information". Below this, there are two black redaction boxes. The second box is labeled "VIN" in blue text. A blue progress indicator with a right-pointing arrow is positioned above a horizontal line. Below the line, the word "Attachments" is written in blue. A large white box with a light blue border contains the heading "Attachment Requirements". Underneath this heading, the word "Required" is displayed. Below "Required", there is a blue upload icon (an upward arrow) followed by the text "Title Documentation" in blue. A thick red arrow points from the right towards this text. To the right of the text, the description "Documentation to support a title application." is written in a smaller, grey font.



Once you have added your title documentation uploads you can then finalize and submit your application to the department for processing.

< Title Information

[Redacted] VIN [Redacted]

Attachments

Attachment Requirements

[Upload Additional Attachments](#)

Required

- Title Documentation Documentation to support a title application.

Type	Name	Size	
Title Documentation	MNOC.pdf	79.10 KB	Remove
Title Documentation	MSO.pdf	7.68 MB	Remove

< Title Information

[Redacted] VIN [Redacted]

Attachments Finalize

Finalize

Are you ready to complete the title application for 12345678900000 and submit it to the Alabama Motor Vehicle Division? *

